

This discussion paper is/has been under review for the journal Biogeosciences (BG).
Please refer to the corresponding final paper in BG if available.

Feedbacks of CO₂ dependent dissolved organic carbon production on atmospheric CO₂ in an ocean biogeochemical model

L. A. Bordelon-Katrynski and B. Schneider

Institute of Geosciences, University of Kiel, Germany

Received: 25 May 2012 – Accepted: 30 May 2012 – Published: 2 July 2012

Correspondence to: L. A. Bordelon-Katrynski (lb@gpi.uni-kiel.de)

Published by Copernicus Publications on behalf of the European Geosciences Union.

7983

Abstract

We use an ocean biogeochemical model to test whether a potential CO₂ dependence of dissolved organic carbon (DOC) production may have an influence on marine carbon sequestration via particle aggregation and so may represent a potentially larger ocean sink for anthropogenic CO₂. The hypothesis is based on mesocosm experiments that have shown enhanced carbon uptake by phytoplankton when more CO₂ is available, and where the extra carbon was probably directly routed into DOC instead of the particulate phase. Sensitivity experiments are carried out where phytoplankton exudation of DOC is systematically increased with and without a parallel rise in atmospheric CO₂. We find that under a fourfold increase of the DOC formation rate, there is a slight reduction of global particle export, which results in a shallower turnover of nutrients and carbon. As a consequence, a positive feedback loop develops, such that the ocean becomes a weak source of CO₂ to the atmosphere. The effect is amplified under high CO₂ conditions due to the decreased CO₂ buffer capacity of the ocean, however, it is rather low compared to the total anthropogenic perturbation. The positive feedback is in contrast to a very similar study, where a slight stimulation of particle export was found. Therefore, we conclude that the sign of the feedback depends on the actual pathway the extra carbon is taking and on the overall background conditions of marine primary production and ocean circulation.

1 Introduction

The ocean has taken up nearly 1/3 of anthropogenic CO₂ emissions since preindustrial times (Sabine et al., 2004), resulting in an overall pH drop of the global surface waters from 8.21 to 8.10 today (Doney et al., 2009). This decline of –0.1 pH units corresponds to a 30 % increase in hydrogen ions in seawater. By the end of this century the surface ocean pH is expected to drop by an additional 0.3–0.4 units (Gattuso et al., 1998;

7984

Caldeira and Wicket, 2003), which may have severe consequences on marine organisms and the cycling of elements (Doney et al., 2009).

Model results have shown that in recent decades the oceanic sink for anthropogenic carbon reduced from 30 to 25 % of the total emissions, while the airborne fraction increased from about 40 to 45 % (Canadell et al., 2007). Consequently, it is presently unclear whether the ocean can continue its current rate of carbon uptake (Corbiere et al., 2007; Metzl et al., 1999; McKinley et al., 2011). A reduction in the efficiency of the ocean carbon sink, for example caused by reduced solubility of CO₂ in warming surface waters, would provide a positive feedback on the atmosphere and thus anthropogenic climate change (Friedlingstein et al., 2006). On the other hand, a continuing uptake of CO₂ by the ocean (Roy et al., 2011) causes a further pH decline that will affect organisms that are sensitive to CO₂ and/or pH changes, which in turn may also feed back on atmospheric CO₂ and thus climate (Doney et al., 2009).

The biological carbon pump describes the photosynthetic conversion of dissolved inorganic carbon (DIC) at the sea surface into particulate organic matter, which sinks through the water column where it is partly or entirely remineralized. This pump sequesters carbon into the deep ocean, allowing CO₂ from the atmosphere to replace the carbon exported by particle flux (Volk and Hoffert, 1985). When transported (upwelled) back to the sea surface, the CO₂ rich deep water masses act as a source of CO₂ to the atmosphere. Marine phytoplankton have been documented to take up carbon and nitrogen in a fixed ratio, which in today's ocean equals 106:16 (6.6) (Redfield et al., 1963). However, elevated CO₂ levels have been found to affect phytoplankton by increasing DIC uptake during photosynthesis, and thus may raise C:N over the Redfield Ratio (Raven and Johnston, 1991; Riebesell et al., 1993; Hein and Sand-Jensen, 1997; Gordillo et al., 2003; Hutchins et al., 2007). In mesocosm experiments under elevated CO₂ levels, natural communities of phytoplankton have shown to metabolize more carbon without increasing their nitrogen uptake (Riebesell et al., 2007). For example, a C:N uptake ratio of 8.0 was found under three times current atmospheric CO₂ conditions, significantly exceeding the classical Redfield Ratio. However, since the elevated C:N

7985

ratios were not immediately found in the particulate material, the fate of the excess carbon remains unknown. It was hypothesized that increased formation of dissolved organic carbon (DOC), which was rapidly transferred into transparent exopolymer particles (TEP), could explain the observed carbon loss (Riebesell et al., 2007). TEP particles, mostly made of sugars, are known to be sticky and aid in particle aggregation (Passow, 2002; Engel et al., 2004). Therefore, it was proposed that an increased formation and thus concentration of DOC and TEP would intensify particle aggregation and sinking, so that the excess carbon would become sequestered in the deep ocean (Arrigo, 2007), providing a negative feedback on atmospheric *p*CO₂.

The hypothesis of carbon overconsumption has been tested in ocean biogeochemical models, where it was found that carbon export (EP) and thereby air-sea CO₂ flux could indeed be increased via elevated C:N ratios of particulate organic matter (Schneider et al., 2004; Oschlies et al., 2008; Tagliabue et al., 2011). But compared to the total anthropogenic perturbation, the effect of an extra storage of carbon in the ocean (34–70 GtC) on the atmospheric *p*CO₂ is rather marginal. However, according to the mesocosm study of Riebesell et al. (2007) the extra carbon was not immediately transferred to the sinking particles, but rather routed via DOC and TEP to the particle pool. Accordingly, the impact of a 25 % increase in NPP via DOC formation on particle export was estimated by Tagliabue et al. (2011), who found that in the absence of a change in the C:N ratio of particle fluxes, there is indeed a small stimulation of carbon export (+4 %).

In the present study we will address the question of the impact of a CO₂-induced higher DOC exudation rate on particle flux via aggregation. Therefore, we use an ocean biogeochemical model, which includes particle aggregation under fixed element ratios, and where DOC formation will be coupled to the atmospheric *p*CO₂. Our study is similar to Tagliabue et al. (2011), but it differs in several aspects with regard to (1) the way the extra carbon is routed into DOC, (2) the sensitivity to atmospheric *p*CO₂, and (3) the CO₂ scenario which was used. Although reaching a very similar stimulation of DOC

7986

which in turn corresponds to the CO₂ effect at high DOC formation (CDOC-DOC). All experiments are outlined in Table 1.

3 Results

3.1 Impact of CO₂-sensitive DOC formation on ocean carbon and nutrient cycling

5 With a four times higher rate of DOC formation, the global inventory of DOC increases only marginally by about 2 % to 43.8 GtC, independent of the atmospheric CO₂ values (Table 2). The highest accumulation of DOC is found in the subtropical gyres (Fig. 2a, b), where DOC degradation is nutrient limited (see discussion in Tagliabue et al., 2011).
10 At the same time the global POC inventory decreases by about 4 % to 1.04 GtC (Table 2), showing that in our model higher DOC formation and a slightly larger DOC inventory are at the expense of POC rather than fostering particle aggregation. Consequently, the global particle export flux reduces by roughly 5 %, although regionally there are strongly enhanced POC-fluxes, for example in the low productive/low export
15 subtropical gyres (Fig. 2c, d). Especially in the Pacific on the borders of the subtropical gyres, an up to 5 % amplified POC-flux reaches down into the deep ocean, although offset by up to 20 % reduced POC-flux at higher latitudes (Fig. 2c). Interestingly, in the Atlantic a higher POC-flux is only found at the poleward sides of the subtropical gyres (Fig. 2d), probably due to the overall low NO₃ concentrations in the tropical surface
20 waters. The changed DOC cycling also affects nutrient distributions with a tendency of shallow water nitrate accumulation, which reduces the vertical NO₃ gradient. Especially around and directly below the subtropical gyres NO₃ accumulates under higher DOC formation (Table 2, Fig. 2e, f). This shallower turnover of nitrogen stimulates global net primary production (NPP), which is amplified by about 10 % (+3 GtC yr⁻¹), proportionally driven by both 10 % increases in diatom and nanophytoplankton production (Table 2). Only about 1 GtC yr⁻¹ of the extra NPP is accounted for in the new production,

7991

showing that regenerated production, which according to Dugdale and Goering (1967) is based on NH₄ uptake, is dominant. NPP stimulation due to the shallower carbon and nutrient turnover takes place mostly in the high productive regions of the North Atlantic, the eastern boundary upwelling regions of the tropical and subtropical Atlantic
5 and Pacific. However, there is also a considerable increase of NPP on the borders of the subtropical gyres, fueled by the higher availability of nitrogen as shown in Fig. 3. In experiment CO₂, the cycling of organic carbon and major nutrients remains largely unaffected, because organic matter turnover is not directly sensitive to CO₂. However, in the experiment combining high DOC and CO₂ there is a slight positive CO₂ effect
10 (+ 0.3 GtC yr⁻¹) on NPP (Fig. 3e). This is probably due enhanced iron availability after reduced scavenging by particulate inorganic carbon (PIC) under ocean acidification. This effect will be explained in more detail in the discussion section. Interestingly, there is no stronger export in the high productive regions experiencing NPP stimulation, but rather a drop in EP (Fig. 4b, d). The strongest export increase under high DOM formation
15 can be found on the borders of the subtropical gyres and in the Western Pacific Warm Pool (WPWP), whereas EP remains largely unaffected by the pure CO₂ forcing (Fig. 4e).

3.2 Ocean carbon storage

20 In both experiments in which CO₂ is increased there is a flux of carbon from the atmosphere into the ocean, as can be expected due to the positive partial pressure difference (Fig. 5). However, in the experiments with elevated DOC formation by phytoplankton, there is a net loss of CO₂ to the atmosphere, caused by the shallower turnover of nitrogen and carbon. When calculating the global cumulative net air-sea CO₂ flux over the 500 model years, in experiment DOC this results in a net loss of 28 GtC to the
25 atmosphere, while under simultaneously elevated CO₂ concentrations this effect rises to 37 GtC, representing a positive feedback on atmospheric CO₂ (Table 2, Fig. 5). This amplification of carbon loss to the atmosphere at high CO₂ is caused by the reduced buffer capacity of the surface ocean.

7992

Due to the spatial pattern of the sea-air partial pressure difference of CO_2 ($\Delta p\text{CO}_2$), there is a constant exchange of carbon between atmosphere and ocean (Takahashi et al., 2002,2009). In general, the ocean takes up carbon from the atmosphere at intermediate to high northern latitudes and the southern mid-latitudes, while there is constant outgassing into the atmosphere primarily in the tropics, which is well represented by our model simulation (Fig. 6 top; Mikaloff-Fletcher et al., 2007; Takahashi et al., 2009). At preindustrial times, the annual exchange was almost neutral with a small flux of about 0.4 GtCyr^{-1} into the atmosphere, balancing the river input of carbon into the ocean (Takahashi et al., 2009). An increase of the atmospheric $p\text{CO}_2$ due to anthropogenic emissions forces a stronger CO_2 flux into the ocean due to the more positive air-sea $\Delta p\text{CO}_2$. As shown in Fig. 5, assuming a CO_2 -related fourfold increase in DOC formation, the total uptake of anthropogenic carbon is reduced. The differences in carbon pathways between the experiments of high DOM formation (CDOC) and CO_2 only (CO_2) is shown in Fig. 6 at the bottom, highlighting areas of stronger uptake and outgassing in CDOC relative to CO_2 . Especially the equatorial borders of the subtropical gyres in the Pacific are characterized by increased carbon uptake by the ocean due to the higher NPP (Fig. 3) caused by higher nitrate availability (Fig. 2e). However, this extra carbon is quickly remineralized around and below the subtropical gyres and entrained as DIC into the equatorial current system, where it upwells near the equator and then escapes back into the atmosphere. As this DIC transport is accompanied by NO_3 , its pathway can be tracked by the NO_3 anomalies in Fig. 2e. At the same time the intermediate latitudes of both the Atlantic and Pacific become weaker carbon sinks (Fig. 6 bottom), probably due to the overall shallower carbon turnover resulting in a decreased buffer capacity. Consequently, the typical regions of preindustrial carbon uptake become reduced carbon sinks as marked by the horizontal hatches over blue areas in Fig. 6 top, whereas the major outgassing region in the tropical Pacific is turning into a stronger carbon source, shown by vertical hatches over red background in Fig. 6 top.

7993

4 Discussion

4.1 Feedbacks of extra carbon uptake on atmospheric CO_2

In the present study we have used an ocean biogeochemical model to test the hypothesis that a higher DOC formation rate under elevated atmospheric CO_2 concentrations results in an intensification of (particulate) carbon export and thus CO_2 drawdown from the surface ocean due to aggregate formation (Arrigo, 2007). However, after quadrupling the DOC exudation rate of phytoplankton, we find a global reduction in particle export (-4%) despite an increase in NPP ($+8\%$) and surface nitrate due to a shallower turnover of carbon and nutrients. Although the model allows for particle aggregation, and yields indeed higher POC export flux on the borders of the subtropical gyres where DOC accumulates, it obviously does not reach a critical concentration to strengthen particle export at the global scale (Figs. 2, 4). As a result, there is net outgassing of CO_2 from the ocean into the atmosphere, providing a positive feedback (Fig. 5). This finding is in contrast to two studies which directly route an above-Redfield carbon uptake into the pool of particulate organic carbon (POC) and thereby strengthen particle export and ocean CO_2 uptake (Schneider et al., 2004; Oschlies et al., 2008), and this difference highlights the importance of the actual pathway and thus fate that additional carbon uptake may take.

Tagliabue et al. (2011) use a CO_2 sensitivity factor to route an additional amount of fixed carbon (up to $+25\%$) via NPP directly into DOC. Although this is very similar to our approach, where the DOC formation rate (phytoplankton exudation) is increased from 5 to 20 % of carbon fixation (NPP), they find a 4 % stimulation of global carbon export (EP). Apart from potential effects of using different circulation fields, a major difference between the two studies is the overall amount of NPP, which is 49 GtCyr^{-1} in Tagliabue et al. (2011) in contrast to 37 GtCyr^{-1} in our study (Table 2). It is possible that by linking CO_2 -dependent DOC formation to already higher background NPP, the critical threshold to yield higher particle aggregation and thus EP may have been surpassed. Furthermore, the sensitivity factor used by Tagliabue et al. (2011) prescribes a 25 %

7994

higher NPP at the end of their simulation period, whereas in our study NPP effectively increases only by 8 % (Table 2), representing a lower sensitivity. However, both studies have in common that they result in a reduction of the particle export efficiency (Laws et al., 2000), expressed as the pe-ratio (EP/NPP), on the order of 10 % (see Table 2
5 this study and Table 2 in Tagliabue et al., 2011). In the absence of DIC inventories or cumulative air-sea CO₂ exchange from the study by Tagliabue et al. (2011), a reduced pe-ratio can be expected to result in a net loss of CO₂ to the atmosphere (Schneider et al., 2008), even though EP may have been strengthened.

A surprising result of our study is the slight apparent CO₂ fertilization effect of NPP
10 (+0.3GtCyr⁻¹) in the combined experiment (CDOC) relative to the DOC only experiment, which is not found in the CO₂ only experiment (Table 2, Fig. 3c, e). This NPP stimulation can be explained by a combination of higher nutrient and iron availability in the experiment CDOC. As it was explained before, the higher nutrient concentrations in the surface ocean are caused by the shallower turnover of organic matter. In addition to
15 this, reduced particle concentrations are lowering the scavenging of iron, which in turn increases iron availability up to 10 % (not shown). In the combined experiment (CDOC) the total particle inventory is reduced by 7 % (Table 2), whereas in the CO₂ and DOC experiment there is only a 3–4 % reduction, caused by a lowering of either PIC (CO₂) or small and large POC (DOC). A similar CO₂ fertilization does not appear in the CO₂
20 only experiment, as here the reduction in particle load is lower than in CDOC and not accompanied by a near surface accumulation of other nutrients such as NO₃ (Fig. 2).

The weak iron fertilization effect under ocean acidification also explains why there is a slightly enhanced cumulative carbon uptake in the experiment CDOC relative to CO₂ during the first 140 yr of the simulation, with a peak value of +5 GtC in year 70 (Fig. 5).
25 This transient sink is due to a weakly enhanced carbon uptake in the low latitudes, as it was explained above, which takes several decades to be entrained into the equatorial current system where this extra carbon outgasses again (Fig. 6). The finding that the net outgassing into the atmosphere only becomes active around and after the time

7995

of stabilizing the atmospheric CO₂ may also explain why in the study by Tagliabue et al. (2011) the DOC effect may have resulted in a potentially stronger carbon sink.

Since our model is lacking an atmospheric carbon reservoir, the feedback of the simulated net outgassing would in turn represent a positive feedback on the DOC formation, amplifying the response. Consequently, we assume that our model simulation
5 slightly underestimates the feedbacks of enhanced DOC formation on the atmospheric CO₂.

4.2 Implications for future climate change

Since in our simulation a constant climatological circulation is used, we cannot directly
10 quantify the impact of a stimulated DOC turnover on carbon fluxes in a future warming climate. However, a number of studies exist, which have investigated the impact of climate change on carbon and nutrient cycling in the ocean (Maier-Reimer, 1993; Maier-Reimer et al., 1996; Sarmiento and Le Quéré, 1996; Sarmiento et al., 1998; Sarmiento and Hughes, 1999; Matear and Hirst, 1999; Friedlingstein et al., 2001, 2006; Schneider et al., 2003; Mckinley et al., 2004, 2006; Gangsto et al., 2008; Gruber et al., 2009;
15 Steinacher et al., 2010; Arnosti et al., 2011). Based on these findings, we can estimate a potential feedback of a CO₂ sensitive DOC turnover under global warming. There is consensus that the surface ocean will warm and stratify. This is expected to cause a reduction of NPP due to lower nutrient input into the surface layer (e.g., Kirchman, et al., 2009; Prowe et al., 2009; Steinacher et al., 2010; Trabelsi and Rassoulzadegan, 2011), which would reduce the impact of NPP on DOC formation and thereby the positive feedback found in our study. However, due to an expansion of marine productivity into polar latitudes, mainly as a result of a retraction of sea-ice (Bopp et al., 2001), the DOC feedback would start operating here and thereby it would counteract
20 the low latitude reduction of the positive feedback. Ocean warming is expected to stimulate bacterial activity and thereby the degradation of organic matter, also providing a positive feedback on the atmosphere (Kirchman et al., 2009; Engel et al., 2011). Accordingly, the DOC produced under higher CO₂ levels would be even more prone
25

7996

to remineralization, which would amplify the positive feedback found in our study. The situation would be opposite in the high latitudes, where cooler surface waters prevail (Carlson et al., 1998; Laws et al., 2000), so that a stimulation of NPP might result in an overall more efficient carbon export. Apart from the temperature effect, there may also
 5 be a direct CO₂ impact on bacterial degradation of organic matter (Piontek et al., 2010), which would further amplify the positive feedback of increased DOC turnover. To summarize, under combined future ocean warming, stratification, and ocean acidification a large number of mechanisms come into play, and may either amplify or dampen the positive feedback which was found in our study. Therefore, apart from potential effects
 10 of background conditions as discussed above, even the sign of the net response to be expected can not be estimated at present.

5 Conclusion

In the present study we simulated a positive feedback of enhanced DOC formation in response to ocean acidification on atmospheric pCO₂. Although allowing for particle
 15 aggregation, there is a shallower turnover of organic matter and nutrients resulting in a net outgassing of CO₂ from the ocean, which does not confirm the hypothesis of higher particle aggregation and thus ocean carbon uptake by Arrigo (2007). A comparison with a very similar study (Tagliabue et al., 2011) highlights the importance of the actual pathway and thus fate the extra carbon takes in the ocean, as well as a potential
 20 impact of background conditions such as NPP, to decide whether a higher turnover of DOC would result in a positive or negative feedback. Consequently, further research is needed to systematically analyze the pathway of CO₂-stimulated extra carbon uptake in laboratory experiments and model studies.

Acknowledgements. This work was funded by the Federal Ministry of Education and Research (BMBF, FKZ 03F0608M) and the Cluster of Excellence Future Ocean (EXC80/1). We would like to thank Andreas Oschlies, Anke Dürkop and Uta Krebs-Kanzow for their comments that helped to improve the manuscript.
 25

7997

References

- Arnosti, C., Steen, A. D., Zierovogel, K., Ghobrial, S., and Jeffrey, W. H.: Latitudinal gradients in degradation of marine dissolved organic matter, *PloSONE*, 6, 12, doi:10.1371/journal.pone.0028900, 2011.
- 5 Arrigo, K.: Carbon cycle: marine manipulations, *Nature*, 450, 491–492, doi:10.1038/450491a, 2007.
- Aumont, O. and Bopp, L.: Globalizing results from ocean in situ iron fertilization studies, *Global Biogeochem. Cy.*, 20, 15, doi:10.1029/2005GB002591, 2006.
- Behrenfeld, M. J., O'Malley, R. T., Siegel, D. A., McClain, C. R., Sarmiento J. L., Feldman, G. C.,
 10 Milligan, A. J., Falkowski, P. G., and Letelier, R. M.: Climate-driven trends in contemporary ocean productivity, *Nature* 444, 752–755, doi:10.1038/nature05317, 2006.
- Bopp, L., Monfray, P., Aumont, O., Dufresne, J., Le Treut, H., Madec, G., Terray, L., and Orr, J. C.: Potential impact of climate change on marine export production, *Global Biogeochem. Cy.*, 15, 1, 81–99, doi:10.1029/1999GB001256, 2001.
- 15 Caldeira, K. and Wickett, M. E.: Anthropogenic carbon and pH, *Nature*, 425, 365, doi:10.1038/425365a, 2003.
- Canadell J. G., Le Quéré, C., Raupach, M. R., Field, C. B., Buitenhuis, E. T., Ciais, P., Conway, T. J., Gillett, N. P., Houghton, R. A., and Marland, G.: Contributions to accelerating atmospheric CO₂ growth from economic activity, carbon intensity, and efficiency of natural
 20 sinks, *PNAS*, 104, 47, 18866–18870, 2007.
- Carlson, C. A., Bucklow, H. W., Hansell, D. A., and Smith Jr., W. O: Organic carbon partitioning during spring phytoplankton blooms in the Ross Sea polynya and the Sargasso Sea, *Limnol. Oceanogr.*, 43, 375–386, doi:10.4319/lo.1998.43.3.03751998.
- Corbière, A., Metzger, N., Reverdin, G., Brunet, C., and Takahashi, T.: Interannual and decadal
 25 variability of the oceanic carbon sink in the North Atlantic subpolar gyre, *Tellus*, 59B, 168–178, 2007.
- Doney, S. C., Fabry, V. J., Feely, R. A., and Kleypas, J. A.: Ocean Acidification: the other CO₂ problem, *Ann. R. Mar. Sci.*, 1, 169–192, 2009.
- Dugdale, R. C., and Goering, J. J.: Uptake of new and regenerated forms of nitrogen in primary
 30 productivity, *Limnol. Oceanogr.*, 12, 196–206, 1967.

7998

- Engel, A., Thoms, S., Reibesell, U., Rochelle-Newall, E., Zondervan, I.: Polysaccharide aggregation as a potential sink of marine dissolved organic carbon, *Nature*, 428, 929–932, doi:10.1038/nature02453, 2004.
- Engel, A., Händel, N., Wohlers, J., Lunau, M., Grossart, H.-P., and Sommer, U.: Effects of sea surface warming on the production and composition of dissolved organic matter during phytoplankton blooms: results from a mesocosm study, *J. Plankton Res.*, 33, 3, 357–372, 2011.
- Friedlingstein, P., Bopp, L., and Ciais, P.: Positive feedback between future climate change and the carbon cycle, *Geophys. Res. Lett.*, 28, 8, 1543–1546, 2001.
- Friedlingstein, P., Cox, P., Betts, R., Bopp, L., von Bloh, W., Brovkin, V., Cadule, P., Doney, S., Eby, M., Fung, I., Bala, G., John, J., Jones, C., Joos, F., Kato, T., Kawamiya, M., Knorr, W., Lindsay, K., Matthews, H. D., Raddatz, T., Rayner, P., Reick, C., Roeckner, E., Schnitzler, K.-G., Schnur, R., Strassmann, K., Weaver, A. J., Yoshikawa, C., and Zeng, N.: Climate-carbon cycle feedback analysis: results from the C4MIP model intercomparison, *J. Climate*, 19, 14, 3337–3353, 2006.
- Gangsto, R., Gehlen, M., Schneider, B., Bopp, L., and Joos, F.: Modeling the marine aragonite cycle: changes under rising carbon dioxide and its role in shallow water CaCO_3 dissolution, *Biogeosciences*, 5, 1057–1072, doi:10.5194/bg-5-1057-2008, 2008.
- Gattuso, P. P., Frankignoulle, M., Bourge, I., Romaine, S., and Buddemeier, R. W.: Effects of calcium carbonate saturation of seawater on coral calcification, *Global Planetary Change*, 18, 37–46, 1998.
- Gehlen, M., Bopp, L., Emprin, N., Aumont, O., Heinze, C., and Ragueneau, O.: Reconciling surface ocean productivity, export fluxes and sediment composition in a global biogeochemical ocean model, *Biogeosciences*, 3, 521–537, doi:10.5194/bg-3-521-2006, 2006.
- Gehlen, M., Gangsto, R., Schneider, B., Bopp, L., Aumont, O., and Ethe, C.: The fate of pelagic CaCO_3 production in a high CO_2 ocean: a model study, *Biogeosciences*, 4, 505–519, doi:10.5194/bgd-4-533-2007, 2007.
- Gordillo, F. J. L., Jimenez, C., Figueroa, F. L., and Niell, F. X.: Effects of increased atmospheric CO_2 and N supply on photosynthesis, growth and cell composition of the cyanobacterium *Spirulina platensis* (*Arthrospira*), *J. Appl. Phycol.*, 10, 461–469, 1999.
- Gruber, N., Gloor, M., Mikaloff Fletcher, S. E., Doney, S. C., Dutkiewicz, S., Followes, M. J., Gerber, M., Jacobson, A. R., Joos, F., Lindsay, K., Menemenlis, D., Mouchet, A., Müller, S. A., Sarmiento, J. L., and Takahashi, T.: Oceanic sources, sinks, and transport of atmospheric CO_2 , *Global Biogeochem. Cy.*, 23, GB1005, 21, doi:10.1029/2008GB003349, 2009.

7999

- Hein, M. and Sand-Jensen, K.: CO_2 increases oceanic primary production, *Nature*, 388, 526–527, 1997.
- Hutchins, D. A., Fu, F.-X., Zhang, Y., Warner, M. E., Feng, Y., Portune, K., Bernhardt, P. W., and Mulholland, M. R.: CO_2 control of *Trichodesmium* N_2 fixation, photosynthesis, growth rates, and elemental ratios: implications for past, present, and future ocean biogeochemistry, *Limnol. Oceanogr.*, 52, 1293–1304, 2007.
- Kanzow, T., Cunningham, S. A., Johns, W. E., Hirschi, J. J.-M., Marotzke, J., Baringer, M. O., Meinen, C. S., Chidichimo, M. P., Atkinson, C., Beal, L. M., Bryden, H. L., and Collins, J.: Seasonal variability of the Atlantic meridional overturning circulation at 26.5°N , *J. Clim.*, 23, 5678–5698, doi:10.1175/2010JCLI3389.1, 2010.
- Key, R. M., Kozyr, A., Sabine, C. L., Lee, K., Wanninkhof, R., Bullister, J. L., Feely, R. A., Millero, F. J., Mordyand, C., and Peng, T.-H.: A Global ocean carbon climatology: results from GLODAP, *Global Biogeochem. Cy.*, 18, 23, doi:10.1029/2004GB002247, 2004.
- Kirchman, D. L., Moran, X. A. G., and Ducklow, H.: Microbial growth in the polar oceans – role of temperature, and potential impact of climate change, *Microbiology*, 7, 451–459, 2009.
- Laws, E. A., Falkowski, P. G., Smith Jr., W. O., Ducklow, H., and McCarthy, J.: Temperature effects on export production in the open ocean, *Global Biogeochem. Cy.*, 14, 1231–1246, doi:10.1029/1999GB001229, 2000.
- Le Quere, C., Raupach, M. R., Canadell, J. G., Marland, G., Bopp, L., Ciais, P., Conway, T. J., Le Quéré, C., Raupach, M. R., Canadell, J. G., Marland, G., Bopp, L., Ciais, P., Conway, T. J., Doney, S. C., Feely, R. A., Foster, P., Friedlingstein, P., Gurney, K., Houghton, R. A., House, J. I., Huntingford, C., Levy, P. E., Lomas, M. R., Majkut, J., Metzl, N., Ometto, J. P., Peters, G. P., Presntice, I. C., Randerson, J. T., Running, S. W., Sarmiento J. L., Schuster, U., Sitch, S., Takahashi, T., Viovy, N., vab der Wer, G. R., and Woodward, F. I.: Trends in the sources and sinks of carbon dioxide, *Nat. Geosci.*, 2, 831–836, doi:10.1038/NGEO689, 2009.
- Lozier, M. S., Roussenov, V., Reed, M. S. C., and Williams, G.: Opposing decadal changes for the North Atlantic Meridional Overturning circulation, *Nat. Geosci.*, 3, 728–734, doi:10.1038/ngeo947, 2010.
- Maier-Reimer, E.: The biological pump in the greenhouse, *Global Planetary Climate Change*, 8, 13–15, 1993.

8000

- Maier-Reimer, E., Mikolajewicz, U., and Winguth, A.: Future ocean uptake of CO₂: interaction between ocean circulation and biology, *Clim. Dynam.*, 12, 711–721, 1996.
- Matear, R. J. and Hirst, A. C.: Climate change feedback on the future ocean CO₂ uptake, *Tellus*, 51B, 722–733, 1999.
- 5 McKinley, G. A., Follows, M. J., and Marshall, J.: Mechanisms of air-sea CO₂ flux variability in the equatorial Pacific and the North Atlantic, *Global Biogeochem. Cy.*, 18, GB2011, doi:10.1029/2003GB002179, 2004.
- McKinley, G. A., Takahashi, T., Buitenhuis, E., Chai, F., Christian, J. R., Doney, S. C., Jiang, M.-S., Lindsay, K., Moore, J. K., Le Quééré, C., Lima, I., Murtugudde, R., Shi, L., and Wetzel, P.: North Pacific carbon cycle response to climate variability on seasonal to decadal timescales, *J. Geophys. Res.*, 111, C07S06, doi:10.1029/2005JC003173, 2006.
- 10 McKinley, G. A., Fay, A. R., Takahashi, T., and Metzl, N.: Convergence of atmospheric and North Atlantic carbon dioxide trends on multidecadal timescales, *Nat. Geosci.*, 4, 606–610, doi:10.1038/NGEO1193, 2011.
- 15 Metzl, N., Tilbrook, B., and Poisson, A.: The annual fCO₂ cycle and the air–sea CO₂ flux in the sub-Antarctic Ocean, *Tellus*, 51B, 849–861, 1999.
- Mikaloff-Fletcher, S. E., Gruber, N., Jacobson, A. R., Gloor, M. N., Doney, S. C., Dutkiewicz, S., Gerber, M., Follows, M., Joos, F., Lindsay, K., Menemenlis, D., and Mouchet, A.: Inverse estimates of the oceanic sources and sinks of natural CO₂ and the implied oceanic carbon transport, *Global Biogeochem. Cy.*, 21, GB1010, 19, doi:10.1029/2006GB002751, 2007.
- 20 Oschlies, A., Schulz, K. G., Riebesell, U., and Schmittner, A.: Simulated 21st century's increase in oceanic suboxia by CO₂ enhanced biotic carbon export, *Global Biogeochem. Cy.*, 22, GB4008, 10, doi:10.1029/2007GB003147, 2008.
- Passow, U.: Transparent exopolymer particles (TEP) in aquatic environments, *Prog. Oceanogr.*, 55, 287–333, 2002.
- 25 Prowe, A. E. F., Thomas, H., Pätsch, J., Kühn, W., Bozec, Y., Schiettecatte, L.-S., Borges, A. V., and de Baar, H. J. W.: Mechanisms controlling the air–sea CO₂ flux in the North Sea, *Cont. Shelf Res.*, 29, 15, 1801–1808, doi:10.1016/j.csr.2009.06.003, 2009.
- Raven, J. A. and Johnston, A. M.: Mechanisms of inorganic-carbon acquisition in marine phytoplankton and their implications for the use of other resources, *Limnol. Oceanogr.*, 36, 1701–1714, 1991.
- 30 Redfield, A. C., Ketchum, B. H., and Richards, F. A.: The influence of organisms on the composition of sea water, in: *The Sea 2* Interscience, Wiley, New York, 26–77, 1963.

8001

- Riebesell, U., Wolf-Gladrow, D., and Smetacek, V.: Carbon dioxide limitation of marine phytoplankton growth rates, *Nature*, 361, 249–251, doi:10.1038/361249a0, 1993.
- Riebesell, U., Zondervan, I., Rost, B., Tortell, P., Zeebe, R. E., and Morel, F. M. M.: Reduced calcification of marine plankton in response to increased atmospheric CO₂, *Nature*, 407, 364–367, 2000.
- 5 Riebesell, U., Schulz, K. G., Bellerby, R. G. J., Botros, M., Fritsche, P., Meyerhöfer, M., Neill, C., Nondal, G., Oschlies, A., Wohlers, J., and Zöllner, E.: Enhanced biological carbon consumption in a high CO₂ ocean, *Nature*, 450, 545–548, doi:10.1038/nature06267, 2007.
- Roy, T., Bopp, L., Gehlen, M., Schneider, B., Cadule, P., Frölicher, T. L., Segschneider, J., Tjiputra, J., Heinze, C., and Joos, F.: Regional impacts of climate change and atmospheric CO₂ on future ocean carbon uptake: a multi-model linear feedback analysis, *J. Climate*, 24, 2300–2318, 2011.
- 10 Sabine, C. L., Feely, R. A., Gruber, N., Key, R. E., Lee, K., Bullister, J. L., Wanninkhof, R., Wong, C. S., Wallace, D. W. R., Tilbrook, B., Millero, F. J., Peng, T. H., Kozyr, A., Ono, T., and Rios, A.: The oceanic sink for anthropogenic CO₂, *Nature*, 305, 367–371, doi:10.1126/science.1097403, 2004.
- Sarmiento, J. L. and Hughes, T. M. C.: Anthropogenic CO₂ uptake in a warming ocean, *Tellus*, 51B, 560–561, 1999.
- Sarmiento, J. L. and Le Quééré, C.: Oceanic carbon dioxide uptake in a model of century-scale global warming, *Science, New Series*, 274, 1346–1350, 1996.
- 20 Sarmiento, J. L., Hughes, T. M. C., Stouffer, R. J., and Manabe, S.: Simulated response of the ocean carbon cycle to anthropogenic climate change, *Nature*, 393, 245–249, doi:10.1038/30455, 1998.
- Schmitz, W. J. and McCartney, M. S.: On the North Atlantic Circulation, *Rev. Geophys.*, 1, 29–49, 1993.
- 25 Schneider, B., Engle, A., and Schlitzer, R.: Effects of depth- and CO₂-dependent C:N ratios of particulate organic matter (POM) on the marine carbon cycle, *Global Biogeochem. Cy.*, 18, GB2015, 13, doi:10.1029/2003GB002184, 2004.
- Steinacher, M., Joos, F., Frölicher, T. L., Bopp, L., Cabule, P., Cocco, V., Doney, S. C., Gehlen, M., Lindsay, K., Moore, J. K., Schneider, B., and Segschneider, J.: Projected 21st century decrease in marine productivity: a multi-model analysis, *Biogeosciences*, 7, 979–1005, doi:10.5194/bgd-6-7933-2009, 2010.
- 30

8002

- Stramma, L., Brandt, P., Schafstall, J., Schott, F., Fischer, J., and Kortinger, A.: Oxygen minimum zone in the North Atlantic south and east of the Cape Verde Islands, *J. Geophys. Res.*, 113, C04014, 15, doi:10.1029/2007JC004369, 2008.
- Tagliabue, A., Bopp, L., and Gehlen, M.: The response of marine carbon and nutrient cycles to ocean acidification: large uncertainties related to phytoplankton physiological assumptions, *Global Biogeochem. Cy.*, 25, GB3017, doi:10.1029/2010GB003929, 13, 2011.
- Takahashi, T., Sutherland, S. C., Sweeney, C., Poisson, A., Metzl, N., Tilbrook, B., Bates, N., Wanninkhof, R., Feely, R. A., Sabine, C., Olafsson, J., and Nojiri, Y.: Global sea–air CO₂ flux based on climatological surface ocean pCO₂, and seasonal biological and temperature effects, *Deep-Sea Res. Pt. II*, 49, 1601–1622, 2002.
- Takahashi, T., Sutherland, S. C., Wanninkhof, R., Sweeney, C., Feely, R. A., Chipman, D. W., Hales, B., Friederich, G., Chavez, F., Watson, A., Bakker, D. C. E., Schuster, U., Metzl, N., Yoshikawa-Inoue, H., Ishii, M., Midorikawa, T., Nojiri, Y., Sabine, C., Olafsson, J., Arnarson, T. S., Tilbrook, B., Johannessen, T., Olsen, A., Bellerby, R., Körtzinger, A., Steinhoff, T., Hoppema, M., de Baar, H. J. W., Wong, C. S., Delille B., and Bates, N. R.: Climatological mean and decadal changes in surface ocean pCO₂, and net sea–air CO₂ flux over the global ocean, *Deep-Sea Res. Pt. II*, 56, 554–577, 2009.
- Talley, L. D., Reid, J. L., and Robbins, P. E.: Data-based meridional overturning streamfunctions of the global ocean, *J. Climate*, 16, 3213–3226, 2003.
- Tomczak, M. and Godfrey, J. S.: Hydrology of the Atlantic Ocean, in: *Regional Oceanography: an Introduction*, 2 Edn., Butler and Tanner Ltd, London, England, 253–269, 2003.
- Trabelsi, A. and Rassoulzadegan, F.: Effect of bacterial community dynamics on DOC seasonal changes in the North-western Mediterranean Sea, *J. Plankton Res.*, 33, 8, 1249–1262, 2011.
- Volk, T. and Hoffert, M. I.: Ocean carbon pumps: analysis of relative strengths and efficiencies in ocean-driven atmospheric CO₂ changes, in: *The Carbon Cycle and Atmospheric CO₂: Natural Variations Archean to Present*, *Geophys. Monogr. Ser.*, 32, edited by: E. T. Sundquist and W. S. Broecker, AGU, Washington, D.C., 99–110, 1985.

8003

Table 1. Overview of the experiments, which were initialized from a 6 000 yr spinup. The idealized scenarios for both CO₂ and DOC production follow a 1 % increase rate per year, resulting in a doubling after 70 yr and a quadrupling after 140 yr, respectively. Beyond the year 140 CO₂ and DOC formation are stabilized at the quadrupled value until the end of the simulation (model year 500).

Experiment	Atmospheric CO ₂	DOC production
Control	preindustrial 284.6 ppm	constant 0.05
CDOC	1–4 × CO ₂ + stab.	1–4 × DOC+ stab.
CO ₂	1–4 × CO ₂ + stab.	constant 0.05
DOC	preindustrial 284.6 ppm	1–4 × DOC+ stab.

8004

Table 2. Global values of key biogeochemical variables in the different experiments. Particle export (EP) is the flux of particulate organic matter across 100 m depth. The average surface nitrate concentrations are calculated for the top 100 m of the water column. All inventories quantify global standing stocks, whereby the opal inventory is expressed in carbon units, to be comparable with the other particle types.

Experiments	NPP (GtC)	NPP Diatoms (GtC)	NPP Nanophyto. (GtC)	EP (GtC)	surf. NO ₃ (μm^{-1})	DOC Inv. (GtC)	DIC Inv. (GtC)	POC Inv. (GtC)	PIC Inv. (GtC)	Opal Inv. (GtC)
Control	36.6	6.83	29.8	7.44	5.85	43.3	35963	1.11	0.07	0.11
CDOC	39.7	7.50	32.2	7.10	6.16	43.9	37908	1.07	0.02	0.11
CO ₂	36.6	6.86	29.7	7.45	5.83	43.4	37945	1.11	0.02	0.11
DOC	39.5	7.40	32.1	7.12	6.15	43.8	35935	1.07	0.07	0.11

8005

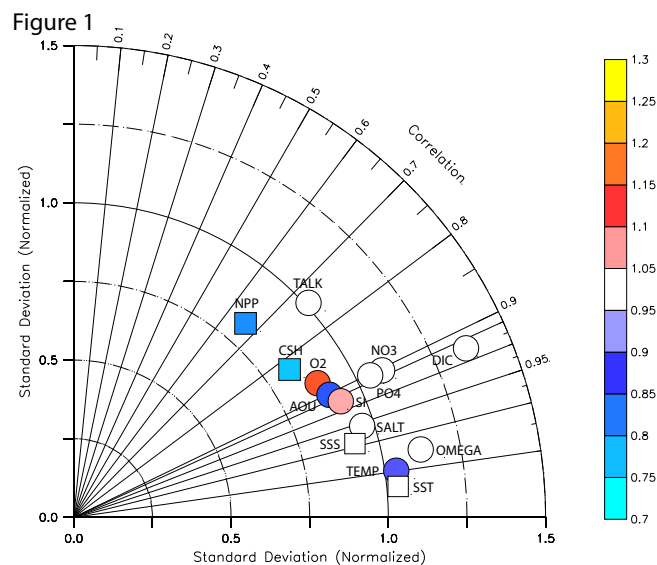


Fig. 1. Taylor Diagram showing the agreement of the spatial distribution of physical and ocean biogeochemical variables from the model and observations. A perfect match between both would lie at the origin of the plot (1,1 point at the bottom). The color scale indicates the model-data bias, expressed as the ratio of global average values (model/data). 2-D variables are shown as squares and 3-D variables as circles. Data sources are as follows: oxygen (O₂), silica (SI), apparent oxygen utilization (AOU), phosphate (PO₄), nitrate (NO₃), sea surface temperature (SST), sea surface salinity (SSS), temperature (TEMP), salinity (SALT) are from the World Ocean Atlas (Collier and Durack, 2006); depth of the calcite saturation horizon (CSH), degree of calcite saturation (Omega), total alkalinity (TALK) and dissolved inorganic carbon (DIC) are from Glodap data (Key et al., 2004), net primary production (NPP) is from Behrenfeld et al. (2006).

8006

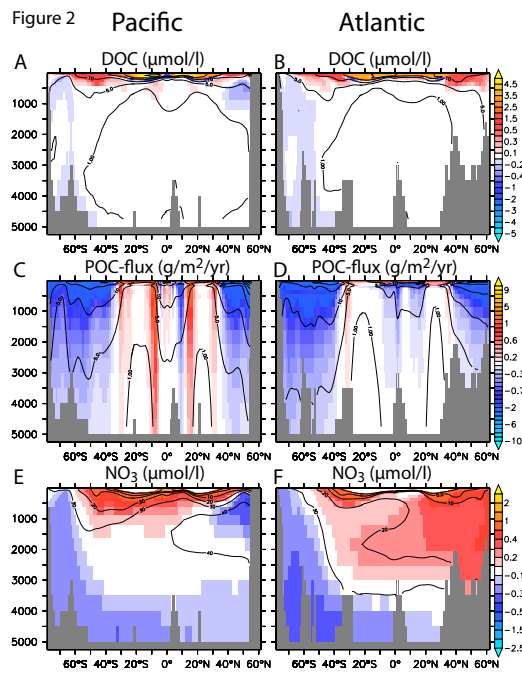


Fig. 2. North-south transects across the Pacific at 160° W (A,C,E) and the Atlantic at 25° W (B,D,F) showing differences between the experiment CDOC and the control (CDOC-control) of DOC concentrations (A,B), POC-flux (C,D), and NO₃ concentrations (E,F). The contours in each plot indicate absolute values from the control run.

8007

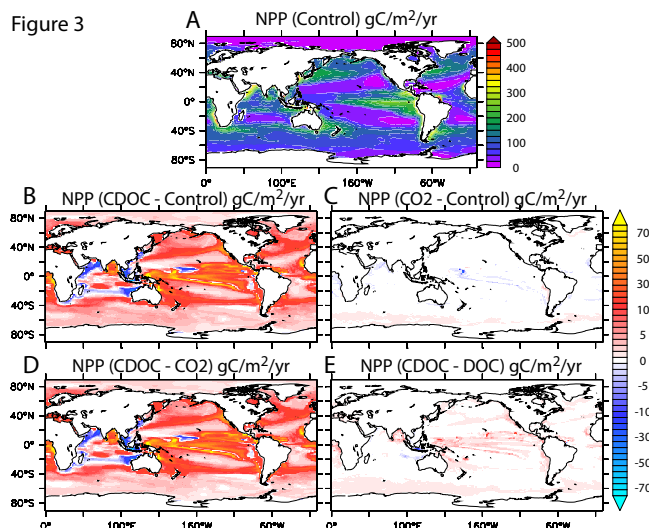


Fig. 3. Global Maps of NPP ($\text{gC m}^{-2} \text{yr}^{-1}$) and the effects of different mechanisms on NPP: (A) total NPP in the control run; (B) CDOC-Control, showing the combined effect of increased DOC formation and CO₂ on NPP; (C) CO₂-Control, confirming that there is no direct effect of CO₂ on NPP; (D) CDOC-CO₂, isolating the pure DOC effect on NPP at high CO₂, (E) CDOC-DOC, highlighting a small positive impact of CO₂ on NPP under high DOM formation.

8008

Figure 4

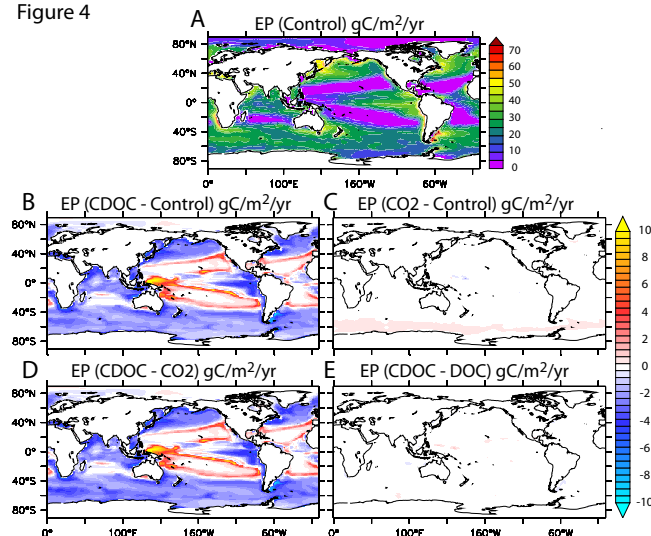


Fig. 4. Global Maps of EP ($\text{g m}^{-2} \text{yr}^{-1}$) and the effects of different mechanisms on EP: **(A)** total EP in the control run; **(B)** CDOC-Control, highlighting the full effect of increased DOC formation and CO_2 on EP; **(C)** CO_2 -Control, indicating a minor CO_2 -stimulated EP increase in the Southern Ocean, which does not contribute significantly to the global integral (Table 2); **(D)** CDOC- CO_2 , showing very similar values as in **(B)**; **(E)** CDOC-DOC, showing that in contrast to NPP there is no effect of CO_2 on EP under high DOC formation.

8009

Figure 5

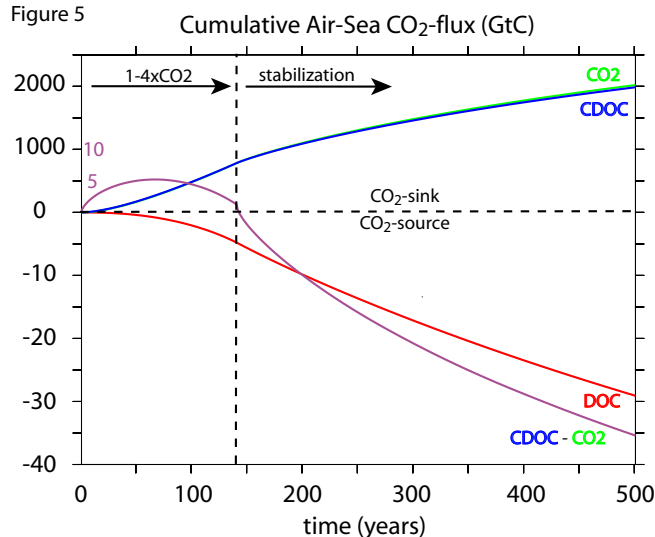


Fig. 5. Cumulative global air-sea CO_2 flux in all experiments. Note that the negative part of the vertical axis, which is indicating an oceanic CO_2 source, is of a smaller scale than the positive part. The purple line shows the effect of high DOC formation at high CO_2 (CDOC- CO_2). Please note, that for the small CO_2 sink in the first 140 yr as indicated by the purple line, the scale is given in purple on the left.

8010

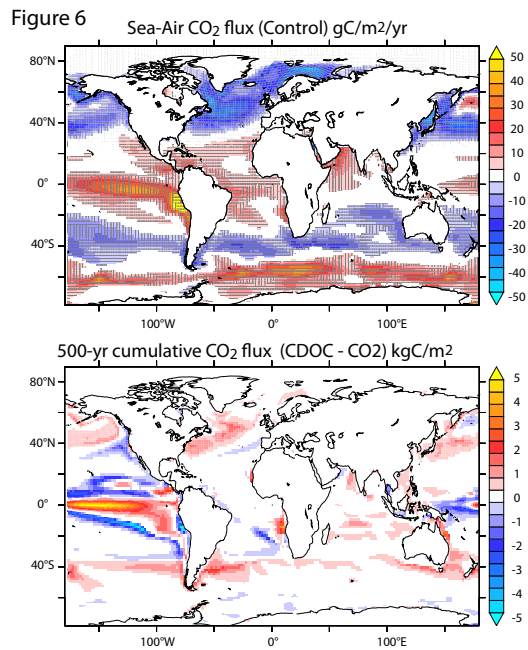


Fig. 6. Sea-air CO₂ flux cumulated over the 500 yr of the control simulation (top). Blue colors indicate CO₂ uptake by the ocean, red colors show outgassing. The difference between cumulative CO₂ fluxes in the CDOC experiment and the CO₂ experiment (CDOC-CO₂) is shown at the bottom. Here blue colors mark regions of intensified sink or weakened outgassing, while red colors highlight areas of weaker ocean uptake or stronger outgassing. A DOC-induced intensification of either sources or sinks is shown in the top panel by overlaid vertical hatches, whereas dampened sources/sinks are marked by horizontal hatches.